

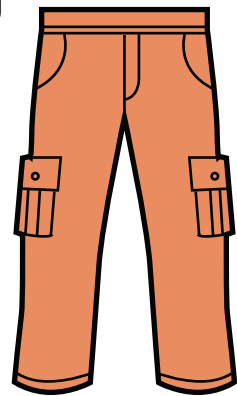
PLAN AHEAD

WHAT TO WEAR




protective clothes


bright colors



sun gear



thick soles



water shoes

PROTECTION



emergency meds



sun
screen



bug
spray



emergency
contact
numbers

GOOD TO HAVE



work gloves




safety vest




hand
sanitizer



water bottle



healthy snacks



extra clothing

Thank you for volunteering and helping to keep
your community a beautiful place to live.



KEEP AMERICA
BEAUTIFUL



KEEP AMERICA
BEAUTIFUL

Cleanup Orientation




BEFORE YOU GO

CONFIRM







time



location



CHECK WEATHER



TRANSPORTATION



walk



bike



carpool



public trans

PETS



AT THE EVENT

CHECK IN WITH ORGANIZERS



Reach a team leader




Pick up litter



to learn where to:



Not trespass




Get supplies



Put collected items

PERSONAL SAFETY



Wear safety clothes



Hydrate & stay fueled



Sunscreen & insect repellent



Work in small groups



Watch for snakes, wasps, and hornets in debris piles



Be aware of your surroundings



No earbuds or headphones



Report anything unusual

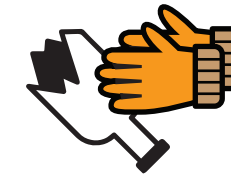


Watch for poison ivy, poison oak, unstable rocks, thorns and brambles

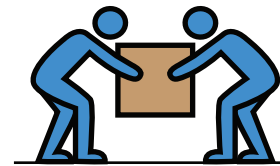
LITTER PICKUP SAFETY

PICKING UP LITTER

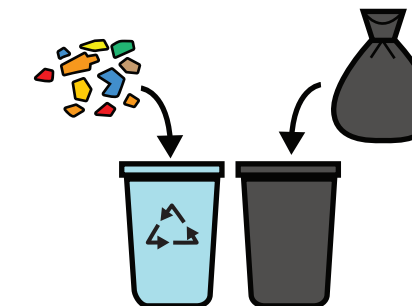
DO PICK UP



Carefully, handle sharp objects, aerosol cans, and chemical containers.



Use common sense about lifting heavy objects. **GET HELP!**



Separate clean items for recycling. Pickup small, littered items

DON'T PICK UP



DON'T Remove bottle caps



DON'T Empty containers with liquid



DON'T disturb any large drum-like containers.



DON'T pick up medical waste, dead animals, or weapons. **Note and report.**

WHEN YOU'RE DONE



Report any littered hot spots



Put collected items in designated place.



Return the cleanup supplies.



Sanitize

Post event photos and experience to social media

